

Stipiti impiallacciati per porte scorrevoli a scomparsa - Bino's

Verniciato

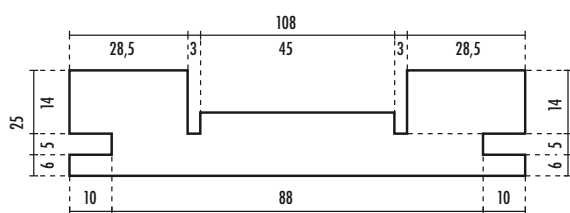
Bino's per intonaco - monoanta

LARGHEZZA "LUCE MAX"	ALTEZZA "LUCE MAX"	SPESSORE MURO	CODICE ARTICOLO
1050	2100	108	12452
1050	2100	125	13758
1050	2100	150	13481

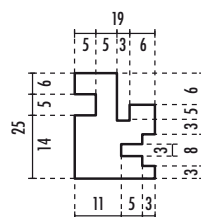
Il kit comprende: 1 montante battuta, 2 montanti telaio, 1 profilo architrave, 3 spazzolini antipolvere nero, 2 guarnizioni di battuta marrone, 3 staffe fissaggio montante battuta.



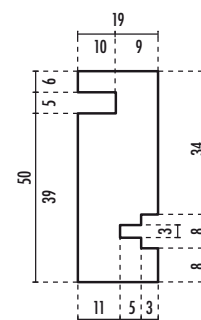
Bino's per intonaco monoanta - mm. 108



A
montante telaio

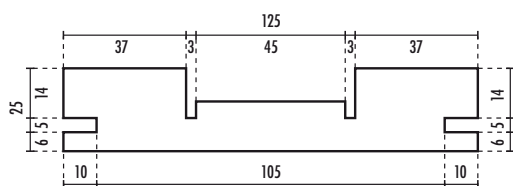


B
montante battuta

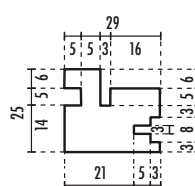


C
profilo architrave

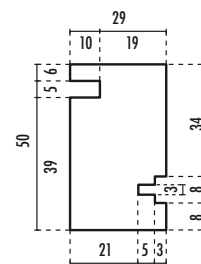
Bino's per intonaco monoanta - mm. 125



A
montante telaio

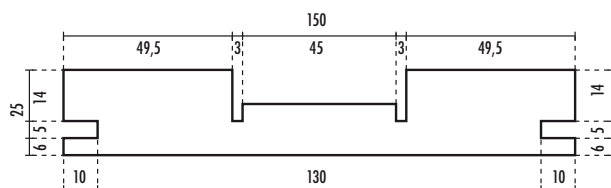


B
montante battuta

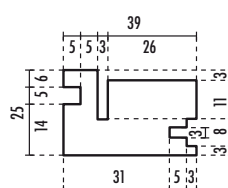


C
profilo architrave

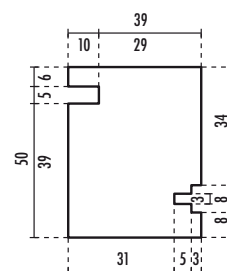
Bino's per intonaco monoanta - mm. 150



A
montante telaio



B
montante battuta



C
profilo architrave