

Stipiti impiallacciati per porte scorrevoli a scomparsa - Bino's

Bino's per intonaco - monoanta

LARGHEZZA "LUCE MAX"	ALTEZZA "LUCE MAX"	SPESSORE MURO	CODICE ARTICOLO
1050	2100	108	9492
1050	2100	108	9492 AB*
1050	2100	125	13626
1050	2100	125	13626 AB*
1050	2100	150	13368
1050	2100	150	13368 AB*
2100	2750	108	9762

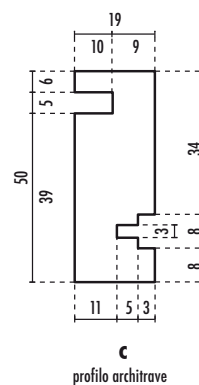
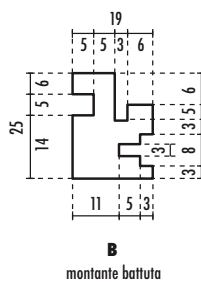
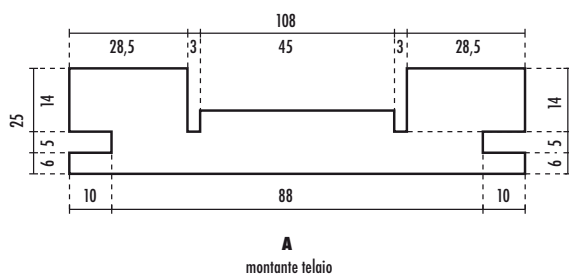
Il kit comprende: 1 montante battuta, 2 montanti telaio, 1 profilo architrave, 3 spazzolini antipolvere nero, 2 guarnizioni di battuta marrone, 3 staffe fissaggio montante battuta.

Il kit per h. 2750 prevede 1 profilo architrave e 1 spazzolino aggiuntivi.

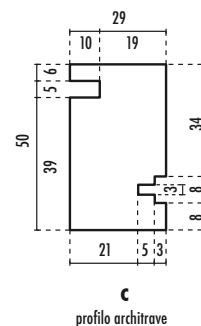
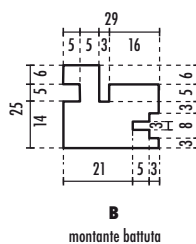
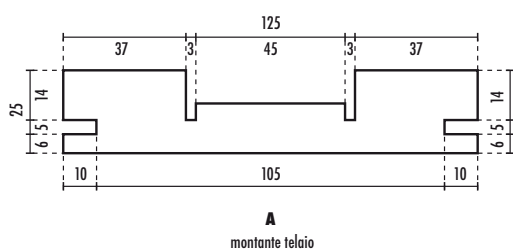
*Accessori in dotazione bianchi per porte laccate bianche.



Bino's per intonaco monoanta - mm. 108



Bino's per intonaco monoanta - mm. 125



Bino's per intonaco monoanta - mm. 150

